

INSTALL INSTRUCTIONS C-M-38 TUNNEL BRACKET KIT

2013-2022 Dodge Ram 1500 Special Service police pickup truck with no center seat
2003-2022 Dodge Ram Retail pickup truck 1500, 2500 & 3500 (DS Classic and Newer DT trim levels) with 40/20/40 seats (center /20/ section must be removed)
2007-2022 Ram 4500, 5500 Chassis Cab truck

Important Notes:

- Center /20/ seat section must be removed

If installing console into a Dodge Ram 1500 Special Service Police Truck, You have two mounting bracket options that must be purchased separately. These brackets are sold separately because many customers have a Retail truck and remove the center seat. When the seat is removed, the OEM brackets are already in vehicle.

Floor Mount bracket option 1 (sold separately): See images below
Purchase Havis, Inc. optional floor brackets and hardware kit # **C-B66**.

C-B66 kit includes the following:

- | | |
|--------------|----------------------------------|
| 1 - CM006056 | (driver side forward bracket) |
| 1 - CM006057 | (driver side rear bracket) |
| 1 - CM006058 | (passenger side forward bracket) |
| 1 - CM006059 | (passenger side rear bracket) |
| 2 - GSM33195 | (10/32 x 3/4 PPHMS) |
| 2 - GSM31003 | (#10 flat washer) |
| 2 - GSM33001 | (1/4 x 3/4 HHCS) |
| 2 - GSM31005 | (1/4 flat washer) |
| 2 - GSM33745 | (M8 x 35mm floor bolt) |
| 2 - GSM31007 | (3/8 flat washer) |

Floor Mount bracket option 2:

Purchase **OEM** center seat brackets and hardware from a Dodge parts supplier.

Part numbers as follows:

- | | |
|-----------------|-------------------------------|
| 1 - 68050607-AA | (driver side forward bracket) |
| 1 - 68050608-AA | (driver side rear bracket) |
| 1 - 68050605-AA | (passenger side bracket) |
| 1 - 68050606-AA | (passenger side bracket) |
| 2 - 6508117-AA | (floor bolt) |
| 4 - 5139638-AB | (nut) |

TOOLS REQUIRED:

Ratchet Wrench
Metric Socket Set

Standard Socket Set
Tape Measure and pencil

MOUNT BRACKETS & HARDWARE:

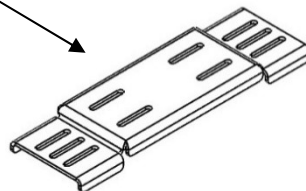
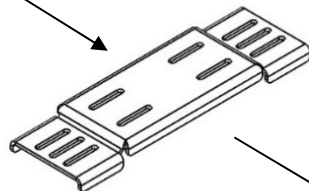
<u>QTY</u>	<u>DESCRIPTION</u>	<u>PART #</u>
2	Center support plates	CM009531
12	1/4" Serrated nut	GSM30023
12	1/4" x 3/4" Hex head bolt	GSM33001
4	1/4" x 1 1/4" Fender washer	GSM31015
4	1/4" Split lock washer	GSM31026

Always!

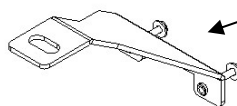
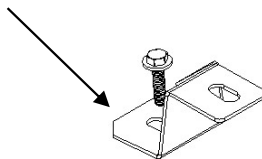
- Read all instructions before installing any Havis, Inc. products.
- Use only hardware provided with install kit.

**C-3012 Console shown
for reference only**

Two (2) # **CM009531**
Hump Bracket Center Plates

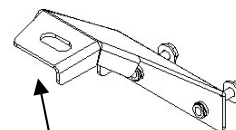


CM006056
Driver side front bracket with
GSM33745 bolt and
GSM31007 flat washer

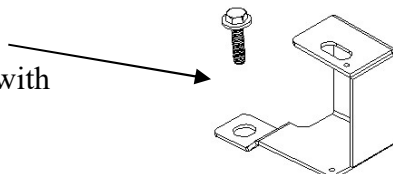


CM006058
Passenger side front bracket with
GSM33195 machine screws and
GSM31003 flat washers

Optional
C-B66
Mount Kit



CM006057
Driver side rear bracket with
GSM33745 bolt and
GSM31007 flat washer



CM006059
Passenger side rear bracket with
GSM33001 bolts and
GSM31005 flat washers



Remove OEM center seat pad section. This shows the standard 2013 Dodge OEM seat brackets. Older trucks have slightly different brackets, but mounting works the same.



Make sure you leave the OEM center seat brackets in place. Small tabs on driver side brackets will have to be bent down. OEM driver side forward bracket shown.



OEM Driver side rear bracket shown.



OEM passenger side forward bracket shown.



Attach hump bracket center plates onto the seat brackets with $\frac{1}{4}$ " x $\frac{3}{4}$ " hex head bolts, fender washers, lock washers and nuts.



Determine position of the console housing and attach to the center plates with $\frac{1}{4}$ " x $\frac{3}{4}$ " hex head bolts and nuts provided.



Optional CM006057
Driver side rear bracket with
 GSM33745 (M8 x 35mm bolt) and
 GSM31007 (3/8 flat washer)
 (included in C-B66 kit)



Optional CM006056
Driver side forward bracket with
 GSM33745 (M8 x 35mm bolt) and
 GSM31007 (3/8 flat washer)
 (included in C-B66 kit)



Optional CM006058
Passenger side forward bracket with
 GSM33195 (10/32 x 3/4 screws) and
 GSM31003 (#10 flat washers)
 (included in C-B66 kit)



Optional CM006059
Passenger side rear bracket with
 GSM33001 (1/4 x 3/4 screws) and
 GSM31005 (1/4 flat washers)
 (included in C-B66 kit)