

INSTALLATION INSTRUCTIONS

SBX 3000 Series Drawer Toppers

TOOLS REQUIRED:

Ratchet wrench with 7/16" & 1/2" sockets

T-20 Torx driver

PARTS and MOUNTING HARDWARE:

SBX-3001 40" Wide

QTY	DESCRIPTION	PART#
2	1.5" ID Rubber grommet	15787
4	1/4-20 Serrated hex nut	16013
4	1/4-20 X 1/2 Carriage bolt	16222
4	10-24 Thread forming screw	16535

SBX-3002, SBX-3003 and SBX-3004 40" Wide

QTY	DESCRIPTION	PART#
4	1/4-20 Serrated hex nut	16013
4	1/4-20 X 1/2 Carriage bolt	16222
4	10-24 Thread forming screw	16535

SBX-3005 46" Wide

QTY	DESCRIPTION	PART#
4	1/4-20 Serrated hex nut	16013
4	1/4-20 X 1/2 Carriage bolt	16222
8	5/16" x 3/4" Thread forming screw	16245

SBX-3007 40" Wide

QTY	DESCRIPTION	PART#
2	Electronics tray spacer bracket	25721
1	Electronics tray (40" W x 20" L)	25722
2	1.5" ID Rubber grommet	15787
4	1/4-20 Serrated hex nut	16013
4	1/4-20 X 1/2 Carriage bolt	16222
10	10-24 Tread forming TORX screw	16535

SBX-3008 46" Wide

QTY	DESCRIPTION	PART#
2	Electronics tray spacer bracket	25721
1	Electronics tray (46" W x 20" L)	25944
2	1.5" ID Rubber grommet	15787
4	1/4-20 Hex nut	16013
4	1/4-20 X 1/2 Carriage bolt	16222
10	10-24 Tread forming TORX screw	16535

All SBX-3000 series toppers attach to top of SBX-1000 series drawer frame with (4) 1/4" x 1/2" carriage bolts and (4) 1/4" serrated hex nuts.

Basic toppers can also be attached with 10-24 thread forming screws if desired.

Electronics trays include rubber grommets for wire pass through holes after knock out is removed.

Always!


- Read all instructions before installing any Havis, Inc. products.
- Use hardware provided with install kit.



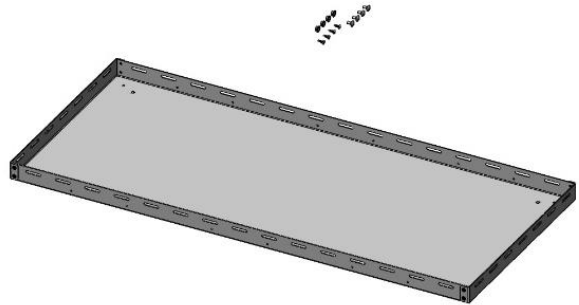
SBX-3001 (40" wide)
Electronics mounting tray



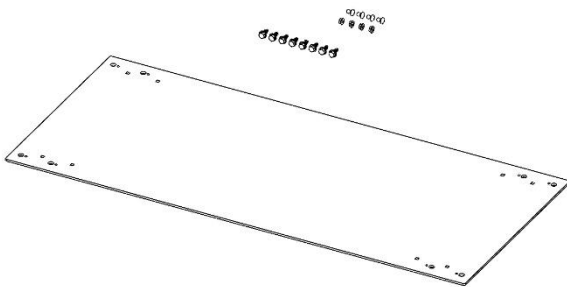
SBX-3002 (40" wide)
Basic flat top cover



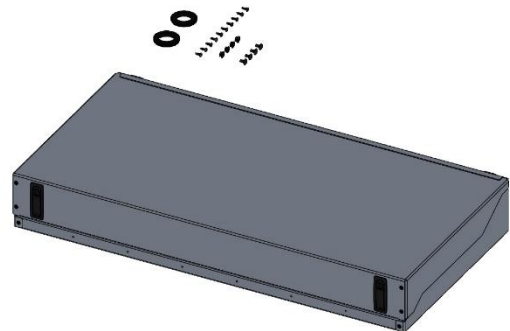
SBX-3003 (40" wide)
Top includes side flanges with slots for tie downs



SBX-3004 (46" wide)
Top includes side flanges with slots for tie downs



SBX-3005 (46" wide) Basic flat top
Also required for adapting 46" wide to 40" wide drawer.
5/16" x 3/4" Thread forming screws used for attaching
to 40" wide drawer.



SBX-3007 (40" wide) Electronics mounting tray
SBX-3008 (46" wide) Electronics mounting tray