

INSTALL INSTRUCTIONS C-TMW-RAM-01 TUNNEL MOUNT

2013-2024 Dodge Ram 1500 Special Service police pickup truck with no center seat
2020-2024 Dodge Ram Retail pickup truck 1500, 2500 & 3500 (DS Classic and 2019 and newer DT body style) with 40/20/40 seats (center /20/ section must be removed)
2019-2024 Ram 4500, 5500 Chassis Cab truck

***** RE: Dodge Ram 1500 Special Services Police Truck*****

If installing a Tunnel Mount into this vehicle, you must order the following Dodge seat brackets and

Important Notes:

- Center /20/ seat section must be removed

If installing console into a Dodge Ram 1500 Special Service Police Truck,
You have two mounting bracket options that must be purchased separately.
These brackets are sold separately because many customers have a Retail truck and remove the center seat. When the seat is removed, the OEM brackets are already in vehicle.

Floor Mount bracket option 1 (sold separately): (as of 2/21/14) see images below

Purchase Havis, Inc. optional floor brackets and hardware kit # **C-B66**.

C-B66 kit includes the following:

- 1 - CM006056 (driver side forward bracket)
- 1 - CM006057 (driver side rear bracket)
- 1 - CM006058 (passenger side forward bracket)
- 1 - CM006059 (passenger side rear bracket)
- 2 - GSM33195 (10/32 x 3/4 PPHMS)
- 2 - GSM31003 (#10 flat washer)
- 2 - GSM33001 (1/4 x 3/4 HHCS)
- 2 - GSM31005 (1/4 flat washer)
- 2 - GSM33745 (M8 x 35mm floor bolt)
- 2 - GSM31007 (3/8 flat washer)

Floor Mount bracket option 2:

Purchase OEM center seat brackets and hardware from a Dodge parts supplier.

Part numbers as follows:

- 1 - 68050607-AA (driver side forward bracket)
- 1 - 68050608-AA (driver side rear bracket)
- 1 - 68050605-AA (passenger side bracket)
- 1 - 68050606-AA (passenger side bracket)
- 2 - 6508117-AA (floor bolt)
- 4 - 5139638-AB (nut)

See Related Product information document (C-VS-0814-RAM-1_RD_3-14-12)

On web site product page for OEM part numbers with photos

NOTE: Additional 1/4" hardware provided to install C-HDM-200 Series poles to C-TMW Series

TOOLS REQUIRED:

Ratcheting Wrench

Standard Socket Set

Metric Socket Set

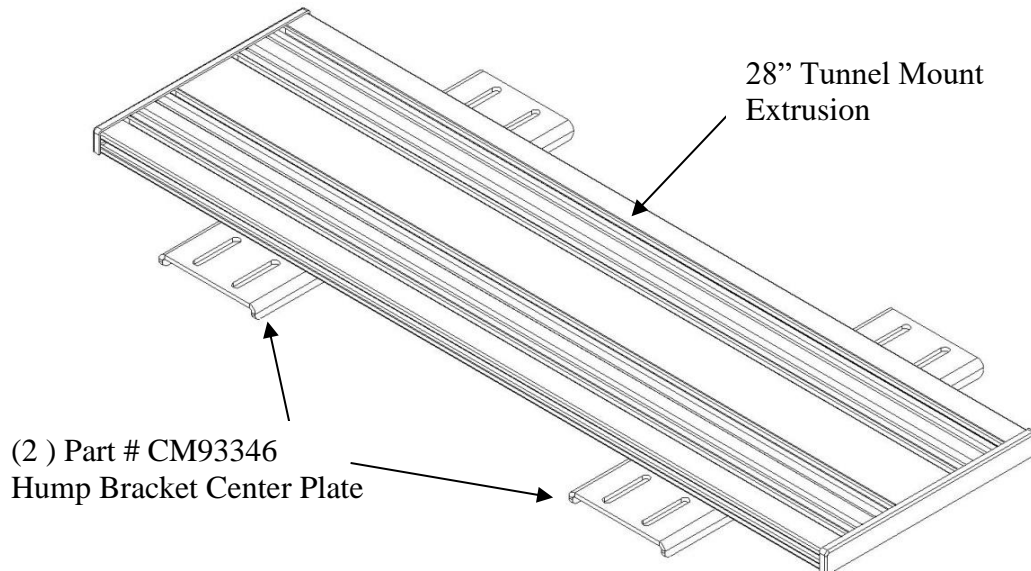
Tape Measure and pencil

HARDWARE:

<u>QTY</u>	<u>DESCRIPTION</u>	<u>PART #</u>
16	1/4" x 3/4" Hex head bolt	GSM33001
8	1/4" Serrated nut	GSM30023
12	1/4" Flat washer	GSM31005
8	1/4" Split lock washer	GSM31026
8	1/4" Regular nut	GSM30005

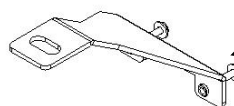
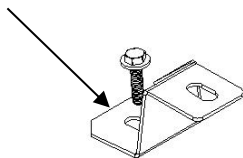
Always!

- Read all instructions before installing any Havis, Inc. products.
- Use only hardware provided with install kit.



CM006056

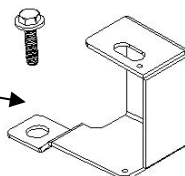
Driver side front bracket with
GSM33745 bolt and
GSM31007 flat washer



CM006058

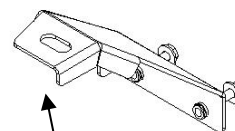
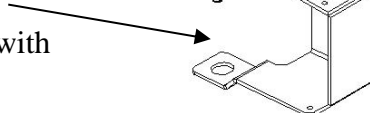
Passenger side front bracket with
GSM33195 machine screws and
GSM31003 flat washers

Optional
C-B66
Mount Kit



CM006057

Driver side rear bracket with
GSM33745 bolt and
GSM31007 flat washer



CM006059

Passenger side rear bracket
with GSM33001 bolts and
GSM31005 flat washers



Remove OEM center seat pad section. This shows the standard 2011 Dodge OEM seat brackets. Older trucks have slightly different brackets, but mounting works the same.



Make sure you leave the OEM center seat brackets in place. Small tabs on driver side brackets will have to be bent down.



Attach hump bracket center plates onto the OEM seat brackets with $\frac{1}{4}$ " x $\frac{3}{4}$ " hex head bolts, flat washers. Lock washers and nuts.



Attach Tunnel Extrusion to center plates with $\frac{1}{4}$ " x $\frac{3}{4}$ " hex head bolts and serrated nuts. Note: The head of the bolt slides into the bottom of Tunnel.



Determine position of the console housing and attach it to the Tunnel Mount with $\frac{1}{4}$ " hardware provided with console Hardware Kit.



Sample of console housing with C-HDM-209 and Docking Station Computer mount in position. It is now ready to complete wiring and control head installation.



Optional CM006057
driver side rear bracket with
 GSM33745 (M8 x 35mm bolt) and
 GSM31007 (3/8 flat washer)
 (included in C-B66 kit)



Optional CM006056
driver side forward bracket with
 GSM33745 (M8 x 35mm bolt) and
 GSM31007 (3/8 flat washer)
 (included in C-B66 kit)



Optional CM006058
passenger side forward bracket with
 GSM33195 (10/32 x 3/4 screws) and
 GSM31003 (#10 flat washers)
 (included in C-B66 kit)



Optional CM006059
passenger side rear bracket with
 GSM33001 (1/4 x 3/4 screws) and
 GSM31005 (1/4 flat washers)
 (included in C-B66 kit)