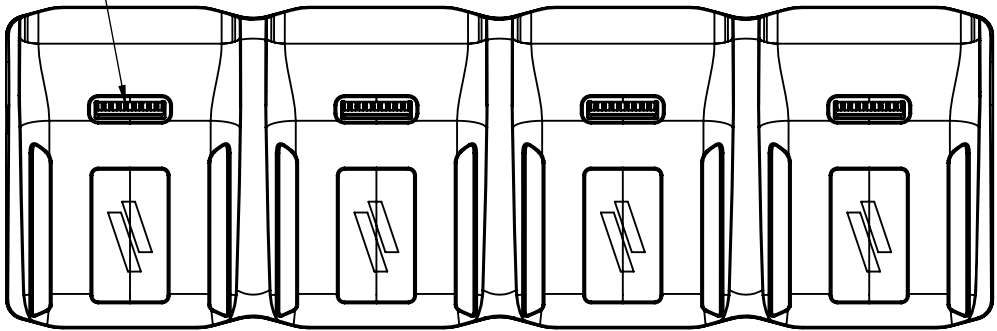
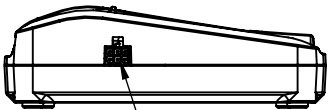
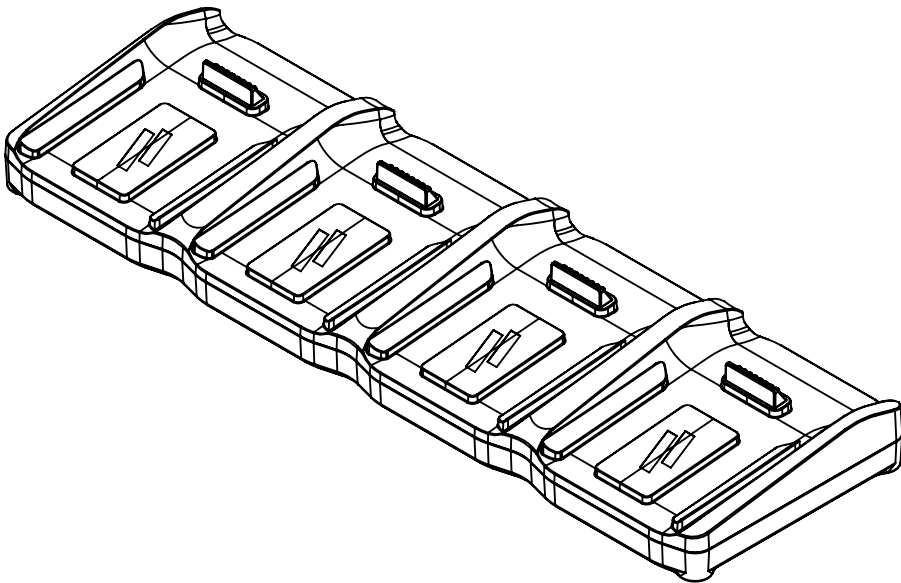


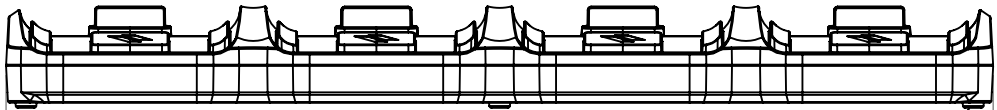
CHARGING CONTACTS



[97.8]
3.85
BETWEEN
BAYS

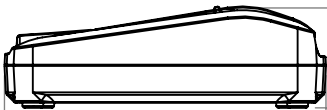


POWER INPUT
(POWER SUPPLY INCLUDED)



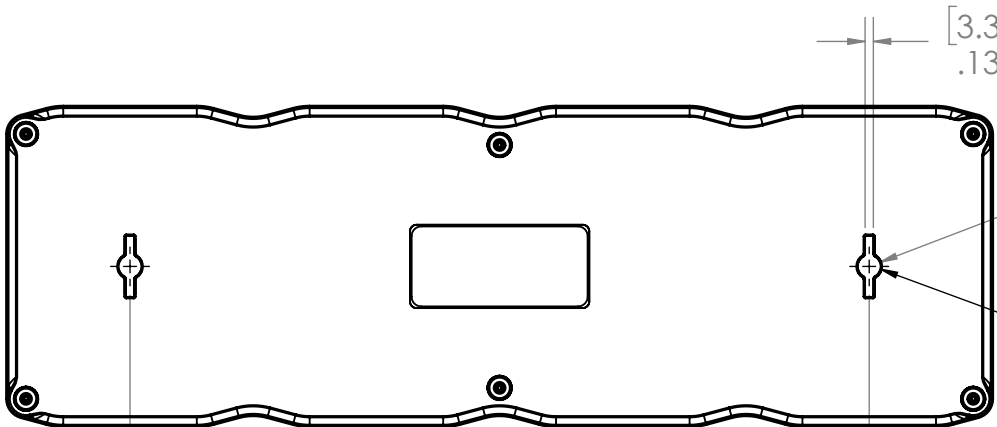
ANTI-SKID
RUBBER FEET

[391.8]
15.42



[39.6]
1.56

[127.6]
5.02



[3.3]
.13

[9.1]
Ø .36

FIXED MOUNTING FEATURES

[293.4]
11.55

PRODUCT INFORMATION

INPUT: 5V , 8A, 40.0W
TYPE 2 OR GREATER

CAN BE USED ATTACHED WITH
HAVIS PROTECTIVE CASE P/N 367-5938

 **US LISTED**
I.T.E. E465176


NOM


CE




DWG. NO.
367-5938-4

REV.
B

TITLE

**4-BAY CHARGER
S1F2**

DRAWN
J. BRANDT

DATE
10/7/2022

SHEET 1 OF 1



THE INFORMATION CONTAINED IN THIS DRAWING IS THE SOLE PROPERTY OF HAVIS, INC. AND REPRODUCTION IN PART OR IN WHOLE WITHOUT THE WRITTEN PERMISSION OF HAVIS, INC. IS PROHIBITED.

REVISIONS

REV	DESCRIPTION	DATE	BY	CHK'D
B	NOM CERTIFICATION	06/03/25	JWB	
A	INITIAL RELEASE	10/09/23	JWB	

TECHNICAL INFORMATION